

## Introducing variable stiffness constructs with the Swedge™ Pedicle Screw System

### Multiple Rod Sizes\* + Single Screw Tulip = Unparalleled Surgical Flexibility


The Swedge™ Pedicle Screw System provides a wider range of options to stabilize varying anatomies and create unique fixation constructs. With rod sizes of 5.5mm, 5.0mm\* and 4.75mm\* Swedge™ boasts multi-rod\* capability in one tulip screwhead. The power of the groundbreaking, all-in-one Swedge™ Pedicle Screw System technology is its versatility and flexibility, reducing surgical "fiddle factor" and improving efficiencies within the current and trending hospital environment.

\*Bezier Taper Rod platforms are cleared by the FDA.



### Polyaxial screws lock to the desired angle with the unique Swedge™ Locking Cap

- ☑ Changes the screw from polyaxial to monoaxial, while still allowing compression and distraction before locking
- ☑ Hand-tight adjustment of cap allows for screw stabilization, while still permitting rod adjustment
- ☑ Spring cap is interchangeable between all rod sizes\*
- ☑ Cap's square threads resist cross-threading and are easily started




### SWEDGE Pedicle Screw System Screws

- ☑ MIS and reduction screws are available in a titanium head



- ☑ Polyaxial open screws are available in both titanium and low-profile CoCr tulip heads



- ☑ Screws are available in 5.5, 6.5, 7.0, 7.5, 8.0, and 8.5mm diameters, and with double-lead and cortical cancellous thread patterns



- ☑ Cannulated screws starting at 5.5mm are available upon request for all screw options and thread forms

- ☑ Screws with diameters of 9.0, 9.5, 10.0, 10.5, 11.0, 11.5, 12.0, and 12.5 as well as longer than 55mm are available upon request



# From Invention to Innovation

## Variable Stiffness Constructs

Choose rod diameter\* for each segment  
AFTER screw placement based on:

- Desired stiffness
- Interbody fusion
- Screw-bone interface
- Patient size


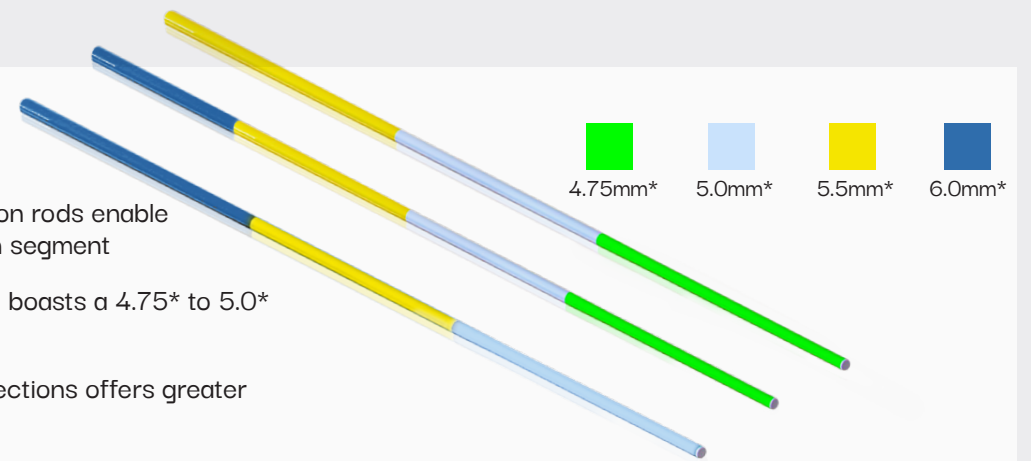
## Swedge Screw System Features

- ✓ Unique tulip design uses less space on rod and is the same for all screw diameters
- ✓ Interchangeable rods in all screwheads (4.75mm\*, 5.0mm\*, and 5.5mm rods)
- ✓ CoCr screws available for lower profile and even smaller screwhead footprint
- ✓ Double lead and cortical cancellous threads for faster insertion available on all screw options
- ✓ Transition rod\* with transition-less junctions between sections minimizes stress concentration
- ✓ Increased angulation parallel and perpendicular to rod axis
- ✓ Compress and distract with locking cap in place and screw angles fixed
- ✓ Reduction screw features 40mm reduction capability
- ✓ Components differentiated by color anodizing

\*Bezier Taper Rod platforms are cleared by the FDA.

## SRI Transition Rods\*

- ✓ Variable diameter transition rods enable tailored stiffness for each segment
- ✓ Unique SRI transition rod boasts a 4.75\* to 5.0\* to 5.5mm rod diameter
- ✓ Gradual taper between sections offers greater strength and durability
- ✓ SWEDGE screw positioning at all points ensures intraoperative flexibility and ease of placement
- ✓ Straight and curved transition rods available




## Innovative Cross-Link

- ✓ Each autonomously functioning arm clamps smoothly, even when the rods are at different angles.
- ✓ Accommodates diverging rods without bending the cross-link
- ✓ Small (28-34mm), Medium (33-43mm) and Large (43-64mm) sizes

## Comprehensive Instrumentation

The SWEDGE system features complete instrumentation for a variety of degenerative and deformity clinical applications.



For complete product indications please refer to the instructions for use

**SRI**  
SPINAL RESOURCES INC

For more information about SRI and our products please contact us at:  
1.904.540.9049 - info@spinalresourcesinc.com  
5975 N Federal Highway, Suite 250, Fort Lauderdale Florida 33308